

CITY SERVICES YEARLY FINANCIAL REPORT: 1 APRIL 2009 TO 31 MARCH 2010

This report covers the period 1 April 2009 to 31 March 2010. This year, 2009/10, City Services started with a balance of Rs 262.18 lakhs. Income totaled Rs 797.67 lakhs, while expenses totaled Rs 782.87 lakhs. City Services, therefore, ended the reporting period with a positive balance of Rs 277 lakhs.

Of the income received, 91% was unspecified and 9% was specified. The City Services Budget is restricted by the type of funding that it receives. We cannot allocate specified funds as we wish or necessarily need. Specified funds are funds that the contributor states must go for a specific activity. We can only allocate those funds that are unspecified, meaning that they can be used for purposes within Auroville that are approved by the FAMC. Additionally, not all specified income is reported to City Services. Consequently the figures presented here may not reflect all income and expenses that are related to activities funded by City Services.

Table 1: Income/Disbursement Summary

1 April 2009 to 31 March 2010	Amount in Rs lakhs
Unspecified Income	730.37
Specified Income	67.32
Income to Date	797.69
CF Opening Balance ¹	262.18
Total Available Income (Income to Date + O.B.)	1059.87
Disbursements	782.87
Closing Balance	277.00

Income. Table 2, below, presents the distribution of income by source and compares this with the previous year. A detailed presentation of income by source is presented in Annex 1, which is only available on the AVNet because of its length.

Compared with 2008/09, income in 2009/10 increased by 13%. Internal income increased by 14%; external income increased by 7%. The significant increases from Guest Houses and Guests and from Aurovilians compared with last year results from changes in the contribution policies. In 2008/09 Guest Houses were contributing Rs. 100/day for each guest. In 2009/10 Guest Houses began contributing 20% of turnover. The monthly Aurovilian contribution increased from Rs. 1500 in 2008/09 to Rs. 2000 in 2009/10. The increase from commercial units appears to result from an overall increase in net profits.

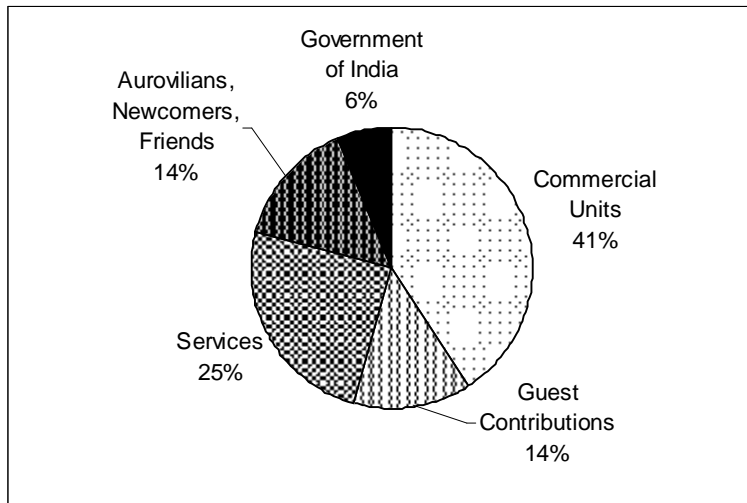
Table 2: Income, Year to Year Comparison (in Rs. Lakhs)²

Source	2008/09	2009/10	Change	% Change
Commercial Units	297.86	324.73	26.87	9%
Guest Houses & Guests	85.31	108.77	23.46	27%
Services	185.20	197.86	12.66	7%
Aurovilians, Newcomers, Friends	91.10	116.34	25.24	28%
Internal Total	659.47	747.69	88.23	14%
Government of India	45.00	50.00	5	11%
Project Contributions	0	0	0	0%
Foreign Contributions	1.57	0	-1.57	-100%
External Total	46.57	50.00	3.43	7%
Grand Total	706.04	797.69	91.66	13%

¹ The opening balance this year is Rs. 440,292 more than the closing balance in 2008-09 because it includes funds that were placed in a gratuity account which is payable to workers. These funds were not reported in the 2008-09 report. From now on these funds will be reported as part of City Services reserves. As of March 31, 2010 funds in the gratuity reserve account totaled Rs. 819,741.

² Differences in sums are due to rounding.

Chart 1: Distribution of Income by Source, 2009-10



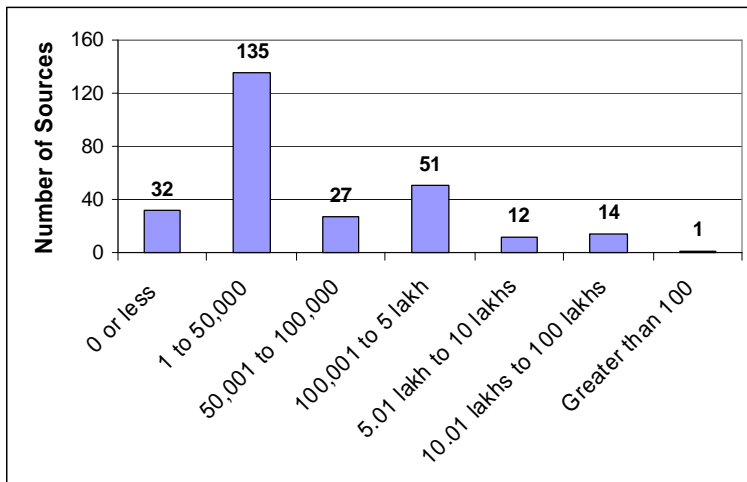
Distribution of Income by Source. 94% of the income was generated internally; 6% came from the Government of India for maintenance of researchers. Commercial units remained the most important source of income, accounting for 41% of the total income received. Services (largely Financial Services) accounted for 25% of the income; Guests and Guest Houses, 14%; Aurovilians, Newcomers, and Friends, 14%. There were 272 income sources³. The average contribution per source from services was Rs. 8.24 lakhs, from commercial units Rs. 1.77 lakhs, and from guest houses Rs. 1.81 lakhs⁴ (see Table 3). Chart 2, a frequency distribution of income,

shows that 32 sources made no contribution, 135 sources (about 50%) contributed between Rs. 500 and Rs. 50,000, and 105 sources contributed more than Rs. 50,000.

Table 3: Income Distribution by Category

Category	Number	Total Contribution (in Rs. Lakhs)	Average Contribution per source (in Rs. Lakhs)
Commercial Units	183	324.73	1.77
Services	24	197.86	8.24
Individuals ⁵	4	116.34	29.08
Guests/Guest Houses	60	108.77	1.81
External	1	50.00	50.00
Total	272	797.69	2.93

Chart 2: Annual Contributions Distribution (in Rs.)



³ Individuals, School Participation, Newcomers, Friends of Auroville, and Direct Guest Contributions constitute one source each for reporting purposes, although each category actually constitutes many individuals.

⁴ If Direct Guest Contributions via Financial Services are removed from Guests/Guest Houses then the average contribution via a Guest House is 1.37 lakhs per year.

⁵ The Individuals category is composed of Individual Aurovilians, School Participation, Newcomers and Friends of Auroville. See footnote 3 above.

Disbursements. Table 4, below, compares disbursements made last year with this year. Table 5, below, compares the budget with actual disbursements. Annex 2, available only on the AVNet because of its length presents disbursements in greater detail.

Table 4: Disbursements: Year to Year Comparison (in Rs. Lakhs)

	2008-09	2009-10	Increase from Previous Year	% increase
Disbursements from Unspecified Funds	556.43	715.55	159.12	29%
Specified	65.71	67.32	1.61	2%
Total Disbursements	622.14	782.87	160.73	26%
Maintenances	302.25	378.63	76.38	25%
Maintenances & In-Kind Maintenances	365.02	448.77	83.75	23%

In 2009-10, City Services disbursed Rs 782.87 lakhs. Compared to the last year, total disbursements increased by 26% (Rs 160.73 lakhs), maintenances⁶ (i.e., voluntary worker stipends) increased by 25% (Rs 76.38 lakhs), and maintenance plus in-kind maintenances increased by 23% (Rs 83.75 lakhs)⁷. Of the total amount disbursed, 52% was maintenance related.

Budget Details

The City Services budget for 2009-10, totaling Rs. 745.55 lakhs, was proposed by the Budget Coordination Committee and approved by the FAMC⁸. Actual disbursements totaled Rs. 715.55 lakhs (96% of the budget). Chart 3, below, illustrates the distribution of the budget by type of disbursement. Table 5, below, compares the budget with disbursements by disbursement type. Overall, the budget was underspent by Rs. 30.00 lakhs. The main reason was that the maintenance budgets were underspent by Rs. 18.59 lakhs because 1) new maintenances were not immediately filled by Aurovilians; and 2) maintenances are not disbursed to Aurovilians who are temporarily out of station.

Chart 3: Budgeted Disbursements by Major Heading, 2009-10

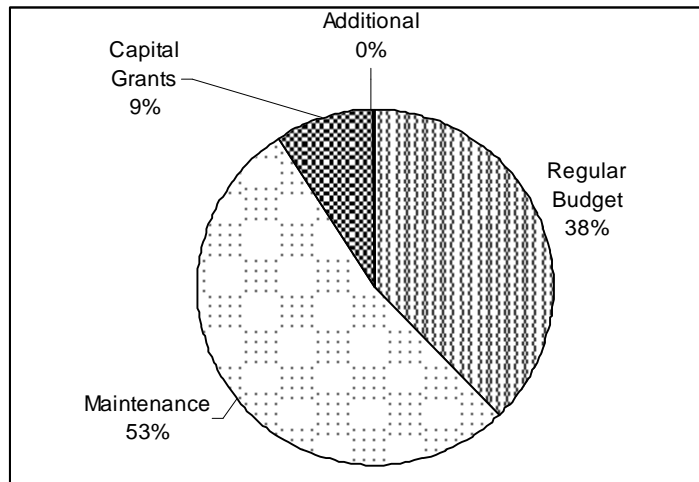


Table 5: Budget vs. Disbursements (in Rs. Lakhs)

Type	Budget	Disbursed	Difference
Regular Budgets	275.97	269.97	6.00
Maintenances	397.98	379.39	18.59
Capital Grants	70.39	64.98	5.41
Additional	1.21	1.21	-
Total	745.55	715.55	30.00

Table 6, below, presents disbursements by budget headings. Disbursements to Utilities and Security headings exceeded their respective budgets by 17% because maintenances were approved after the budgets had been approved. Aside from these two headings, disbursements did not exceed budgets by more than 10%, and the overall budget was not exceeded.

⁶ Maintenances include: Maintenances, Children's Maintenances, Children's Nutrition, and Lunch Scheme.

⁷ Maintenance plus in-kind maintenances include: Maintenances, Children's Maintenances, Children's Nutrition, Lunch Scheme, Personal Support, Freestore, Pour Tous Distribution Center, Housing Repair Service, Dental Center, Electrical Subsidy, Health Service, and Vehicle Repair Service.

⁸ The budget does not include specified disbursements totaling Rs 67.32 lakhs. Specified contributions are not included in the budget analysis because these funds were not part of the budget approved by the FAMC.

Table 6: Disbursements by Budget Headings, 2009-10 (in Rs. Lakhs)

	1	2	3		4	5	6
Heading	Budget	Total Budget Disbursed	Budget Remaining (1 - 2)⁹	Variance from Budget	Specified Disbursed	Total Disbursed (2 + 4)	% of Total
Education	156.80	151.91	4.89	3%	30.68	182.44	23%
Children & Youth	83.85	89.41	-5.56	-7%	1.07	90.48	12%
Farms & Forests	89.70	83.04	6.66	7%	1.77	84.16	11%
Organization	65.53	66.50	-0.97	-1%	0.78	67.28	9%
Village Education	67.25	63.12	4.13	6%	1.73	64.85	8%
Social Services	39.64	34.72	4.93	12%	15.26	49.98	6%
Health	43.81	46.14	-2.33	-5%	1.96	48.10	6%
Prosperity Services	38.34	39.55	-1.21	-3%	0.62	40.17	5%
Culture & Sports	31.47	31.41	0.06	0%	2.27	33.68	4%
Land	23.02	23.99	-0.97	-4%	1.61	25.21	3%
Security	17.07	19.96	-2.89	-17%	2.22	22.18	3%
Matrimandir	12.22	13.38	-1.17	-10%	5.51	18.89	2%
Housing	18.12	17.23	0.89	5%	-	17.23	2%
Outreach	18.37	15.58	2.79	15%	0.55	16.13	2%
Roads, Cycle Paths, & Transport	10.37	7.51	2.86	28%	1.55	9.06	1%
City Planning	8.68	7.43	1.25	14%	-	7.43	1%
Utilities	2.50	2.92	-0.43	-17%	0.94	3.86	0%
Projects	1.76	1.74	0.02	1%	-	1.74	0%
Contingency	17.05	-	17.05	100%	-	-	0%
Total	745.55	715.55	30.00	4%	67.32	782.87	100%

City Services Reserves

The reserves as of 31 March totaled Rs. 277 lakhs. We estimate our gratuity liabilities to be approximately Rs. 23 lakhs. Effectively our reserves are therefore Rs. 254 lakhs. Our City disbursements are approximately Rs. 60 lakhs per month; consequently the reserves represent 4.25 months of our budget.

The end of our financial year coincides with the peak of our income stream. Income generally drops more precipitously than expenses throughout the summer months. Consequently, reserves generally decline from April to July. The BCC feels it prudent to maintain a reserve of 3 months of disbursements (Rs. 180 lakhs), especially at this time when both the world financial situation is and our tax exempt status is uncertain.

It is important to note that these reserves do not sit idly in our accounts. They are used to facilitate loans and constitute part of Auroville's total reserves which are invested and earn income to support our City.

⁹ Budget Remaining = Column 1 minus Column 2

Annex 1: Contribution Details, 2009-10 (in Rs.)

Ref	Heading	Name	Total Income Received	% of Total
1	Service	Financial Services	16,931,000	21.20%
2	Individual	Aurovilians	8,779,502	11.00%
3	External	Government of India for SAIER	5,000,000	6.30%
4	Commercial Unit	Maroma	4,382,800	5.50%
5	Commercial Unit	Auromode	2,927,200	3.70%
6	Individual	Direct Guest Contributions	2,820,934	3.50%
7	Commercial Unit	Upasana	2,594,000	3.20%
8	Individual	School Participation	2,028,743	2.50%
9	Commercial Unit	Aureka	1,951,750	2.50%
10	Commercial Unit	Filaure	1,576,000	2.00%
11	Commercial Unit	Atmarati Architects	1,404,000	1.80%
12	Commercial Unit	La Ferme Cheese	1,269,433	1.60%
13	Commercial Unit	For Children's Maintenances	1,193,640	1.50%
14	Guest via	Center Guest House	1,169,808	1.50%
15	Commercial Unit	Auromics	1,156,000	1.40%
16	Service	Visitor Center Parking	988,560	1.20%
17	Guest via	Afsanah Guest House	919,980	1.20%
18	Service	Quiet Healing Centre	814,220	1.00%
19	Guest via	Sharnga Guest House	766,440	1.00%
20	Commercial Unit	Boutique Visitors Center	727,000	0.90%
21	Commercial Unit	Flame	727,000	0.90%
22	Commercial Unit	Auroville Papers	722,275	0.90%
23	Commercial Unit	New Creation Corner	614,000	0.90%
24	Commercial Unit	Miniature	611,500	0.80%
25	Individual	Newcomer Contr	601,350	0.80%
26	Commercial Unit	Cafeteria/Info.Centre	555,001	0.70%
27	Guest via	Verite Guest House	538,711	0.70%
28	Guest via	Gaia's Garden Guest House	477,180	0.60%
29	Commercial Unit	Shradanjali	452,000	0.60%
30	Commercial Unit	Sound Wizard	400,500	0.50%
31	Guest via	Youth Camp Fraternity Guest House	347,290	0.40%
32	Commercial Unit	Cadd Studio	313,000	0.40%
33	Guest via	Mitra Guest House	309,890	0.40%
34	Commercial Unit	Aurore Systems (Solar)	307,047	0.40%
35	Guest via	Atithi Griha Guest House	298,255	0.40%
36	Guest via	Aspiration Guest House	288,430	0.40%
37	Commercial Unit	Inside India	280,250	0.40%
38	Guest via	Samasti Guest House	279,390	0.30%
39	Commercial Unit	Mariposa (AVA)	250,000	0.30%
40	Guest via	Needam Guest House	246,845	0.30%
41	Guest via	New Creation Guest House	242,330	0.30%
42	Commercial Unit	Prisma	233,000	0.30%
43	Commercial Unit	Capability	229,000	0.30%
44	Commercial Unit	Magica	229,000	0.30%
45	Commercial Unit	Cynergy	227,000	0.30%
46	Individual	Friends of AV	224,000	0.30%
47	Commercial Unit	Boutique D`Av Pondy	220,000	0.30%

Ref	Heading	Name	Total Income Received	% of Total
48	Service	Pitchandikulam Projects	218,000	0.30%
49	Commercial Unit	Aurospirul	213,000	0.30%
50	Guest via	Isai Ambalam Guest House	212,660	0.30%
51	Commercial Unit	Mandala Pottery	208,000	0.30%
52	Guest via	College Guest House	205,735	0.30%
53	Guest via	Arka Guest House	203,950	0.30%
54	Commercial Unit	Naturally Auroville	201,000	0.30%
55	Commercial Unit	Le Gourmet	196,000	0.20%
56	Commercial Unit	Aurorachana	192,000	0.20%
57	Commercial Unit	Mantra	192,000	0.20%
58	Commercial Unit	Yatra Nova	187,200	0.20%
59	Commercial Unit	Eco Pro	184,000	0.20%
60	Commercial Unit	Memories	184,000	0.20%
61	Commercial Unit	Progress Landscape	176,500	0.20%
62	Commercial Unit	Gecko!	174,000	0.20%
63	Commercial Unit	New Dawn Carpentry	164,000	0.20%
64	Commercial Unit	Buildaur	161,520	0.20%
65	Commercial Unit	Auroville Energy Products	153,000	0.20%
66	Guest via	Reve Guest House	149,935	0.20%
67	Guest via	Repo Guest House	145,500	0.20%
68	Service	Botanical Garden	144,000	0.20%
69	Commercial Unit	Imagination	135,000	0.20%
70	Commercial Unit	Mereville Trust	131,000	0.20%
71	Commercial Unit	Kalki	125,000	0.20%
72	Commercial Unit	Food Dome	120,775	0.20%
73	Guest via	Creativity Guest House	110,180	0.10%
74	Commercial Unit	Mira Computers	108,000	0.10%
75	Guest via	Swagatham Guest House	106,420	0.10%
76	Commercial Unit	Naturellement	104,000	0.10%
77	Commercial Unit	Rangoli	104,000	0.10%
78	Guest via	Tibetan Bodkhang	102,415	0.10%
79	Commercial Unit	Eutecne	98,000	0.10%
80	Commercial Unit	Lumiere	97,500	0.10%
81	Service	Anandana Project	86,000	0.10%
82	Commercial Unit	AV Transport Service	85,000	0.10%
83	Commercial Unit	Svaram	85,000	0.10%
84	Commercial Unit	Painting Service	84,400	0.10%
85	Commercial Unit	Avitra	84,000	0.10%
86	Commercial Unit	Well Paper	84,000	0.10%
87	Guest via	American Pavilion	83,390	0.10%
88	Guest via	New Community Guest House	80,060	0.10%
89	Commercial Unit	Auroville.com	80,000	0.10%
90	Commercial Unit	Earth Institute	80,000	0.10%
91	Guest via	Thomas Guest House	79,550	0.10%
92	Service	L'Avenir	76,000	0.10%
93	Commercial Unit	Aurore Projects & Services	74,000	0.10%
94	Commercial Unit	Penta Services	68,000	0.10%
95	Guest via	Evergreen	67,835	0.10%

Ref	Heading	Name	Total Income Received	% of Total
96	Guest via	Transformation Guest House	66,500	0.10%
97	Guest via	Waves Guest House	65,200	0.10%
98	Commercial Unit	Sun Bliss (AVA)	62,000	0.10%
99	Service	AV Today	60,000	0.10%
100	Guest via	Buddha Garden	57,110	0.10%
101	Commercial Unit	Joy Postcards	56,527	0.10%
102	Commercial Unit	Auronet Connect	56,000	0.10%
103	Commercial Unit	Om Taxi Service	56,000	0.10%
104	Commercial Unit	Radiance	56,000	0.10%
105	Commercial Unit	Aurosoya	52,000	0.10%
106	Commercial Unit	Café Le Morgan	50,000	0.10%
107	Commercial Unit	Arthena (AVA)	48,000	0.10%
108	Commercial Unit	Auroline	48,000	0.10%
109	Commercial Unit	AV Associated Architects	48,000	0.10%
110	Commercial Unit	Crippa AAA (AVA)	48,000	0.10%
111	Commercial Unit	Eye See	48,000	0.10%
112	Commercial Unit	Glimpse	48,000	0.10%
113	Commercial Unit	Kottakarai Food Processing	48,000	0.10%
114	Commercial Unit	Linea	48,000	0.10%
115	Commercial Unit	Mia-Marketing (AVA)	48,000	0.10%
116	Commercial Unit	Omega	48,000	0.10%
117	Commercial Unit	Sebastian (AVA)	48,000	0.10%
118	Commercial Unit	Shama Dalvi Architects	48,000	0.10%
119	Commercial Unit	Sunshine Music	48,000	0.10%
120	Commercial Unit	The Colors Of Nature	48,000	0.10%
121	Service	Ark Studio	48,000	0.10%
122	Service	Auroville Design Consultants	48,000	0.10%
123	Service	AV Dental Lab	48,000	0.10%
124	Service	Luminosity	48,000	0.10%
125	Commercial Unit	Papyrus	46,000	0.10%
126	Commercial Unit	Unity Transport Service	44,000	0.10%
127	Commercial Unit	Aureate	43,200	0.10%
128	Commercial Unit	Seasons	42,000	0.10%
129	Guest via	Gaia Guest House	41,850	0.10%
130	Guest via	Sonja & Umberto Guest House	40,170	0.10%
131	Commercial Unit	Mystique	40,000	0.10%
132	Guest via	Pony Farm Guest House	39,870	0.00%
133	Commercial Unit	Discovery	39,000	0.00%
134	Service	CSR	38,000	0.00%
135	Guest via	Menaig's Guest House	36,870	0.00%
136	Commercial Unit	Coffee Ideas	34,000	0.00%
137	Commercial Unit	Stone Age Handicraft	33,000	0.00%
138	Commercial Unit	Bindu's Educational Services (AVA)	32,000	0.00%
139	Commercial Unit	Bijou	30,000	0.00%
140	Commercial Unit	Rose Creations (AVA)	30,000	0.00%
141	Service	Mohanam	30,000	0.00%
142	Guest via	Selveraj Guest House	29,445	0.00%
143	Service	Integral Learning Center	28,000	0.00%

Ref	Heading	Name	Total Income Received	% of Total
144	Commercial Unit	EV Future	27,000	0.00%
145	Service	Land Consolidation Committee	26,000	0.00%
146	Guest via	Discipline Guest House	24,480	0.00%
147	Commercial Unit	Aqua Dyn Research	24,000	0.00%
148	Commercial Unit	Aqua Engineers	24,000	0.00%
149	Commercial Unit	Auroannam	24,000	0.00%
150	Commercial Unit	Aurodesign	24,000	0.00%
151	Commercial Unit	Auronirmata	24,000	0.00%
152	Commercial Unit	Aurosarjan Trust	24,000	0.00%
153	Commercial Unit	Auroville Press Publishers	24,000	0.00%
154	Commercial Unit	Auroville Printers	24,000	0.00%
155	Commercial Unit	Auroville Wind Systems	24,000	0.00%
156	Commercial Unit	Auzolan	24,000	0.00%
157	Commercial Unit	Bendi (AVA)	24,000	0.00%
158	Commercial Unit	Blissful Union (AVA)	24,000	0.00%
159	Commercial Unit	Dorothee Consultancy (AVA)	24,000	0.00%
160	Commercial Unit	Ecoteco Pools	24,000	0.00%
161	Commercial Unit	Ganesh Bakery	24,000	0.00%
162	Commercial Unit	Graphic Design Studio Revelation	24,000	0.00%
163	Commercial Unit	Hers	24,000	0.00%
164	Commercial Unit	Ishta (AVA)	24,000	0.00%
165	Commercial Unit	Kratu's Workshop	24,000	0.00%
166	Commercial Unit	Matrigold (AVA)	24,000	0.00%
167	Commercial Unit	Metamorphosis	24,000	0.00%
168	Commercial Unit	Natraj (AVA)	24,000	0.00%
169	Commercial Unit	New School Crafts	24,000	0.00%
170	Commercial Unit	Raintree Records	24,000	0.00%
171	Commercial Unit	Roland Workshop	24,000	0.00%
172	Commercial Unit	Roma`s Kitchen	24,000	0.00%
173	Commercial Unit	Tree Care	24,000	0.00%
174	Commercial Unit	Vanaville	24,000	0.00%
175	Commercial Unit	Wisdom Splendour (AVA)	24,000	0.00%
176	Service	Aurogreen Farm	24,000	0.00%
177	Service	Auroma	24,000	0.00%
178	Service	Auroville Water Harvest	24,000	0.00%
179	Service	Auroville Village Action Group	24,000	0.00%
180	Service	Telephone Service	24,000	0.00%
181	Guest via	Certitude Guest House	21,705	0.00%
182	Commercial Unit	Nymphaea	20,800	0.00%
183	Commercial Unit	Path Architects & Planners	20,500	0.00%
184	Commercial Unit	Remix Studio (AVA)	19,500	0.00%
185	Guest via	Douceur Guest House	18,105	0.00%
186	Commercial Unit	ADPS	18,000	0.00%
187	Commercial Unit	Oceans	18,000	0.00%
188	Service	Visitor Center	18,000	0.00%
189	Guest via	Forecomers Guest House	17,755	0.00%
190	Guest via	Dimitri Guest House	17,435	0.00%
191	Commercial Unit	Sabaki	16,500	0.00%

Ref	Heading	Name	Total Income Received	% of Total
192	Commercial Unit	AuroSunshine	16,000	0.00%
193	Commercial Unit	Candala	16,000	0.00%
194	Commercial Unit	Farm Fresh	16,000	0.00%
195	Commercial Unit	Cuppa Chai	15,000	0.00%
196	Commercial Unit	Sopanam	15,000	0.00%
197	Guest via	Sailam Guest House	14,600	0.00%
198	Commercial Unit	Earthen	14,000	0.00%
199	Commercial Unit	Emma C. (AVA)	14,000	0.00%
200	Commercial Unit	Kalinkanto (AVA)	14,000	0.00%
201	Commercial Unit	Leonard Graphics (AVA)	14,000	0.00%
202	Commercial Unit	Martin (AVA)	14,000	0.00%
203	Service	American Pavilion	14,000	0.00%
204	Guest via	Bhaga's Guest House	13,815	0.00%
205	Commercial Unit	Freeland	13,644	0.00%
206	Guest via	Revelation Guest House	13,350	0.00%
207	Commercial Unit	Aurohandicrafts	12,000	0.00%
208	Commercial Unit	Sanskrit Songs (AVA)	12,000	0.00%
209	Commercial Unit	Voodoo Dolls	12,000	0.00%
210	Guest via	Samarpana Guest House	12,000	0.00%
211	Guest via	Fraternity Guest House	11,460	0.00%
212	Commercial Unit	Bon	11,000	0.00%
213	Guest via	Vikas Guest House	10,525	0.00%
214	Commercial Unit	Matharan (AVA)	10,000	0.00%
215	Guest via	Simplicity Guest House	9,900	0.00%
216	Guest via	Sve Dame Guest House	9,765	0.00%
217	Guest via	Juergen Quiet Guest House	8,415	0.00%
218	Commercial Unit	Etoile du Sud (AVA)	8,000	0.00%
219	Commercial Unit	Jaya Carpenters	8,000	0.00%
220	Commercial Unit	New Waves	8,000	0.00%
221	Commercial Unit	Rolf	8,000	0.00%
222	Guest via	Siddhartha Forest Guest House	7,745	0.00%
223	Guest via	Pitchandikulam Guest House	7,380	0.00%
224	Guest via	Ami Guest House	7,050	0.00%
225	Commercial Unit	Menaig (AVA)	6,750	0.00%
226	Guest via	Ganesh Bakery Guest House	6,350	0.00%
227	Commercial Unit	Lanak	6,000	0.00%
228	Guest via	Celebration Guest House	6,000	0.00%
229	Commercial Unit	Cloud Flower Creations	5,000	0.00%
230	Guest via	Fertile Windmill	4,900	0.00%
231	Commercial Unit	Innovation Unlimited	4,800	0.00%
232	Commercial Unit	Yajna Project (AVA)	4,000	0.00%
233	Commercial Unit	Auroville Introduction (AVA)	3,000	0.00%
234	Commercial Unit	Aurore Mechanical Engineering	2,000	0.00%
235	Commercial Unit	AV Songs for Children (AVA)	2,000	0.00%
236	Commercial Unit	Avipro	2,000	0.00%
237	Guest via	Nilatangam Guest House	2,000	0.00%
238	Service	Sustainability Research Institute	2,000	0.00%
239	Guest via	Meera Youth Camp Guest House	1,350	0.00%

Ref	Heading	Name	Total Income Received	% of Total
240	Guest via	Windarra	545	0.00%
241	Commercial Unit	Aikya (AVA)	-	0.00%
242	Commercial Unit	Aurodam Harmony Ctr. (AVA)	-	0.00%
243	Commercial Unit	Aurokriya	-	0.00%
244	Commercial Unit	AV Spirit (AVA)	-	0.00%
245	Commercial Unit	Avision	-	0.00%
246	Commercial Unit	Blue Joy (AVA)	-	0.00%
247	Commercial Unit	Crystal Light Creation (AVA)	-	0.00%
248	Commercial Unit	Dec 'OR (AVA)	-	0.00%
249	Commercial Unit	Dejavu (AVA)	-	0.00%
250	Commercial Unit	Ganesh Beads	-	0.00%
251	Commercial Unit	Green Roots (AVA)	-	0.00%
252	Commercial Unit	Little by Little (AVA)	-	0.00%
253	Commercial Unit	Living Routes	-	0.00%
254	Commercial Unit	M3 (AVA)	-	0.00%
255	Commercial Unit	Maha Transport Service	-	0.00%
256	Commercial Unit	Meera (AVA)	-	0.00%
257	Commercial Unit	Mira Boutique	-	0.00%
258	Commercial Unit	Oasis (AVA)	-	0.00%
259	Commercial Unit	Pitchandikulam Forest	-	0.00%
260	Commercial Unit	Pottery "Have Fun"	-	0.00%
261	Commercial Unit	Rochini (AVA)	-	0.00%
262	Commercial Unit	Royal	-	0.00%
263	Commercial Unit	Sonali Architect	-	0.00%
264	Commercial Unit	Surf School (AVA)	-	0.00%
265	Commercial Unit	Tamil Ulagam	-	0.00%
266	Commercial Unit	Vijana	-	0.00%
267	Commercial Unit	Yuna (AVA)	-	0.00%
268	Guest via	Ajit Guest House	-	0.00%
269	Guest via	C & Y Repos Guest House	-	0.00%
270	Guest via	Gokulam Guest House	-	0.00%
271	Guest via	Prarthana Guest House	-	0.00%
272	Commercial Unit	Aur-Or	-9,250	0.00%
		Total	79,769,395	100.00%

Summary of Rs. 2,000 Contribution

Aurovilians are expected to contribute Rs. 2,000 per month to City Services. This contribution is waived for people working in a City Services activity. Generally units, guest houses, services, and projects make this contribution on behalf of the individuals working in these respective activities. Individuals who are not working in a recognized activity are expected to make this contribution on their own behalf. Below are the details of this contribution by source¹⁰.

Source	Amount	No. of People Represented
Individuals	7,633,760	334
Units	6,060,697	261
Services	1,698,000	73
Guest Houses	840,500	35
Total	16,232,867	703

¹⁰ Income from the Rs. 2,000 contribution is not in addition to the income shown in “Contribution Details”. Rather the Rs. 2,000 contribution is one mechanism used to collect part of the income shown in “Contribution Details” above.

Annex 2: Disbursement Details

Disbursement Details by Activity, 2009-10 (in Rs. Lakhs)

Activity	Budget Disbursed	Specified Disbursed	Total Disbursed	% of Total
Forest Care	48.79	0.66	49.45	6.3%
Children's Maintenance	48.91	-	48.91	6.2%
Transition School	41.53	6.00	47.53	6.1%
Children's Nutrition	35.85	0.02	35.87	4.6%
Farms	31.87	0.46	32.33	4.1%
Personal Support	20.07	9.98	30.05	3.8%
Financial Service	26.78	0.72	27.50	3.5%
Land Resource Management	23.01	-	23.01	2.9%
Security	19.96	2.22	22.18	2.8%
Aikiyam School (formerly New Creation)	20.66	0.75	21.41	2.7%
Health Fund	19.90	-	19.90	2.5%
Future School	13.42	6.44	19.86	2.5%
Electrical Subsidy	19.71	-	19.71	2.5%
Matrimandir	13.38	5.51	18.89	2.4%
Nandanam Creche	15.11	1.80	16.91	2.2%
House Repair	16.90	-	16.90	2.2%
Kindergarten	12.72	2.72	15.44	2.0%
Miscellaneous	10.13	5.24	15.38	2.0%
Dehashakthi Sports	7.94	7.00	14.94	1.9%
Transport Service	14.59	-	14.59	1.9%
Deepanam	9.75	4.35	14.10	1.8%
PTDC	12.33	0.50	12.83	1.6%
Isaimabalam	10.20	0.21	10.41	1.3%
Dental Center	8.77	1.52	10.29	1.3%
Visitor Center Parking	9.61	-	9.61	1.2%
Working Committee	8.67	-	8.67	1.1%
Last School	7.88	0.78	8.66	1.1%
Roads & Cycle Paths	7.03	1.55	8.58	1.1%
New Era School	8.11	0.18	8.29	1.1%
Health Care, Misc.	7.97	0.12	8.09	1.0%
Lilamayi Creche	7.45	0.25	7.70	1.0%
L'Avenir	7.43	-	7.43	0.9%
Arulvazhi School	7.32	-	7.32	0.9%
Bharat Nivas Auditorium	5.70	0.51	6.22	0.8%
Research	5.31	-	5.31	0.7%
Kailash Clinic	4.52	0.10	4.62	0.6%
Savitri Bhavan	3.60	0.92	4.52	0.6%
Auroville Artists	4.25	0.25	4.50	0.6%
Ilaignarkal School	4.32	-	4.32	0.6%
News & Notes	4.24	0.06	4.30	0.5%
Bridging & Maternity Fund	3.97	-	3.97	0.5%
Pitanga	3.72	0.12	3.84	0.5%
Eco-Service	2.83	0.94	3.77	0.5%
Blue Light	3.76	-	3.76	0.5%
Archives	3.73	-	3.73	0.5%
Nandini	3.62	0.07	3.69	0.5%
Library	3.29	0.27	3.56	0.5%

Activity	Budget Disbursed	Specified Disbursed	Total Disbursed	% of Total
Certitude Sports Ground	3.01	0.19	3.20	0.4%
Entry Service	3.13	-	3.13	0.4%
Budget Coordination Committee	3.12	-	3.12	0.4%
Aurofilm	2.99	0.07	3.06	0.4%
Laboratory of Evolution	2.95	-	2.95	0.4%
Residents Service	2.82	-	2.82	0.4%
Integrated Animal Care	2.65	0.17	2.82	0.4%
AV Guest Service	2.70	-	2.70	0.3%
FAMC	2.64	-	2.64	0.3%
Youth Center	1.73	0.88	2.61	0.3%
AV Council	2.56	-	2.56	0.3%
Udavi School	2.48	-	2.48	0.3%
Puncture Service	2.40	0.05	2.44	0.3%
Health Center	2.33	0.06	2.39	0.3%
Foodlink	2.38	-	2.38	0.3%
Aurotraduction	2.38	-	2.38	0.3%
New Creation Sports	2.04	0.23	2.27	0.3%
Apprenticeships	2.24	-	2.24	0.3%
Land Fund	0.99	1.21	2.20	0.3%
House of Mother's Agenda	2.07	-	2.07	0.3%
Human Resource Team	2.02	-	2.02	0.3%
Administration	1.95	-	1.95	0.2%
Health Center	1.94	-	1.94	0.2%
ADCERRA (Dental Outreach)	1.93	-	1.93	0.2%
Auroville Language Lab	1.92	-	1.92	0.2%
Celebrations	1.75	0.13	1.88	0.2%
Projects (Abundance/PCG)	1.74	-	1.74	0.2%
Deepam	1.54	0.10	1.64	0.2%
Evening School	1.61	0.03	1.64	0.2%
Visitors & Information Center	0.95	0.55	1.50	0.2%
Free Store	1.50	-	1.50	0.2%
Music Library	1.34	0.05	1.39	0.2%
Bommaipalayam	1.30	0.06	1.36	0.2%
Kuilapalyam School	0.95	0.41	1.36	0.2%
Unity Pavilion	1.29	-	1.29	0.2%
Pony Farm	1.19	0.04	1.23	0.2%
Auroville International	1.15	-	1.15	0.1%
Multimedia Center	0.89	0.25	1.14	0.1%
Center for Indian Culture	0.58	0.35	0.93	0.1%
La Piscine	0.84	0.03	0.87	0.1%
Kailash	0.68	0.17	0.85	0.1%
Visiting Artists	0.83	-	0.83	0.1%
Tamarai	0.77	-	0.77	0.1%
Outreach Media	0.73	-	0.73	0.1%
Farewell Fund	0.54	0.04	0.58	0.1%
Vehicle Registration	0.48	-	0.48	0.1%
AV Today	0.44	-	0.44	0.1%
Residents Assembly Services	0.36	-	0.36	0.0%
Earth Institute	0.33	-	0.33	0.0%

Activity	Budget Disbursed	Specified Disbursed	Total Disbursed	% of Total
Post Office	0.30	-	0.30	0.0%
Sports Resource Center	0.24	0.05	0.29	0.0%
CRCP	0.26	-	0.26	0.0%
Archeology	0.25	-	0.25	0.0%
SAWCHU	0.20	-	0.20	0.0%
Aspiration Sports	0.18	-	0.18	0.0%
AV School Board	0.16	-	0.16	0.0%
International Zone	0.12	-	0.12	0.0%
Clean Up Group	0.09	-	0.09	0.0%
Socio-Economic Survey	-	-	-	0.0%
Video Library	-	-	-	0.0%
Gratuities	-	-	-	0.0%
Lunch Scheme for Part-Time	-	-	-	0.0%
Contingencies	-	-	-	0.0%
Total	715.55	67.32	782.87	100.0%